PO		TN	

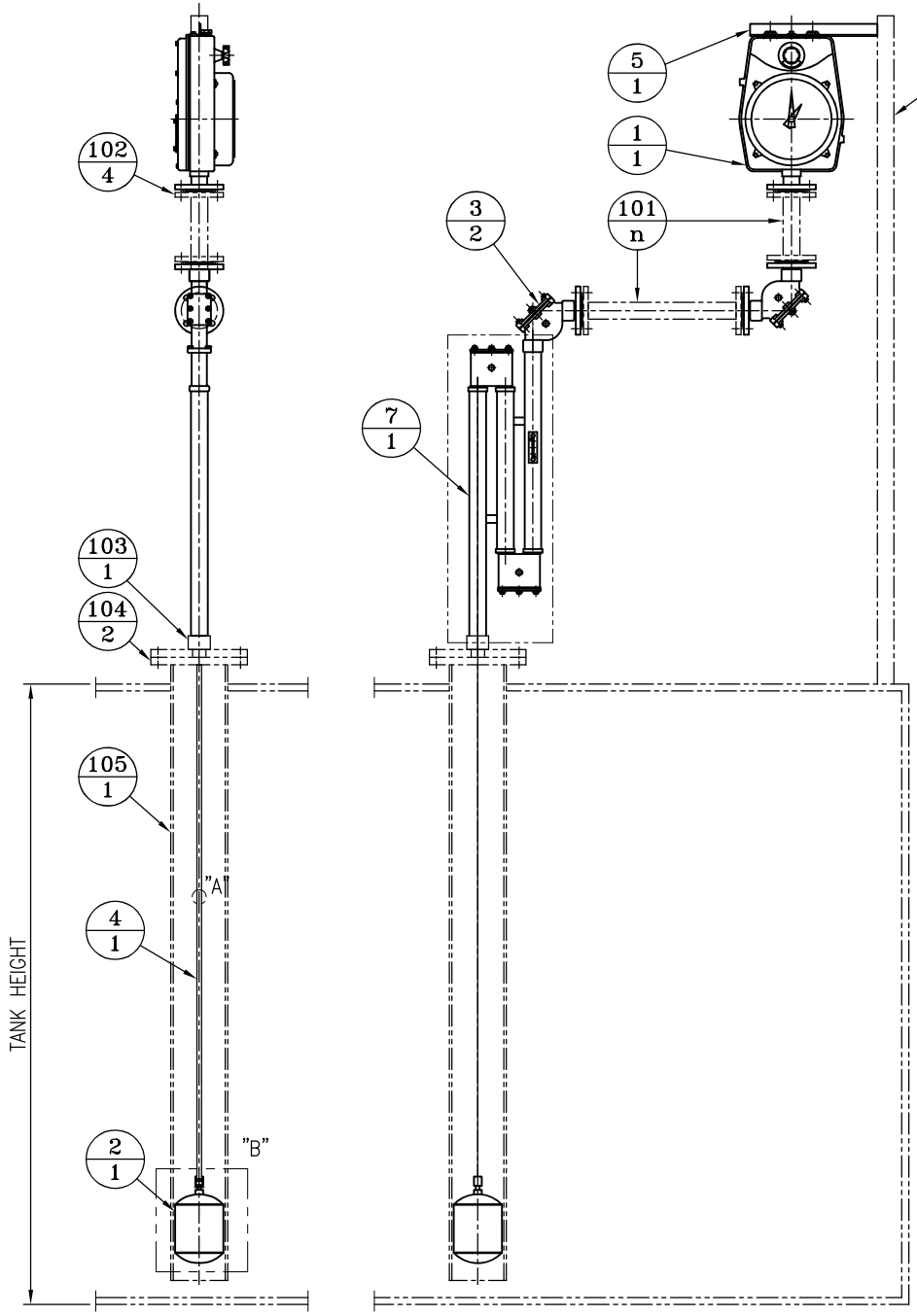

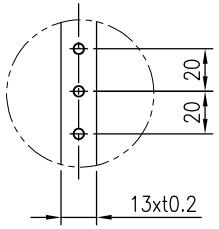

DETAIL "A"

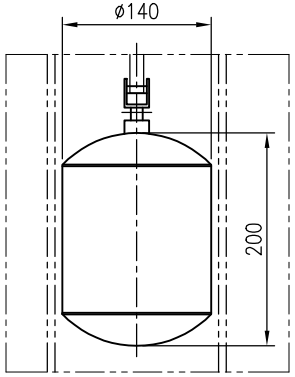

DETAIL "B"

FOR	TANK LEVEL GAUGE	
MOUNTING	SIDE MOUNTING	
ENCLOSURE	WEATHER PROOF	
MAX. PRESSURE	ATM	kgf/cm^2
MAX. TEMP.	150	°C

NO.	ITEM TO BE PREPARED BY USER		
	DESCRIPTION	MATERIAL	REMARKS
101	40A PIPE		
102	40A FLANGE		
103	40A SOCKET		
104	150A FLANGE		
105	150A GUIDE PIPE		

NO.	ITEM TO BE SUPPLIED BY HITROL		
	DESCRIPTION	MATERIAL	REMARKS
1	GAUGE HEAD	AL.C	
2	FLOAT	316L SS	
3	SHEAVE ELBOW	☐ AL.C ☐ 304 SS	
4	MEASURING TAPE	316L SS	
5	GAUGE SUPPORT	☐ C.S ☐ 304 SS ☐ 316L SS	
6	CONNECTION FLANGE	☐ AL.C ☐ 304 SS ☐ 316L SS	40A JIS 10K RF
7	U-SEAL POT	☐ AL.C+C.S ☐ 304 SS ☐ 316L SS	

TAG NO.	Q'TY	MEASURING RANGE(mm)	SCALE RANGE(mm)	TANK HEIGHT(mm)

NOTE
1. GENERAL TOLERANCE IS ±3mm EXCEPT AS NOTED.

NO.	DATE	REVISION	REV'D BY	CHK'D BY	APP'D BY
4					
3					
2					
1					
0	2024.08.08	1ST ISSUE	S H KIM	B S SUNG	J S YANG

HITROL CO., LTD.

TITLE
TANK LEVEL GAUGE
HLT-1210

SCALE	UNIT	SHEET NO.
N.S	mm	/

PROJECT

DRAWING NO. HLT1210-BBB-01

This drawing is the property of HITROL and shall not be copied, communicated, or given for tiers except with our written permission.

A3(410mm x 297mm)