PO		TN	

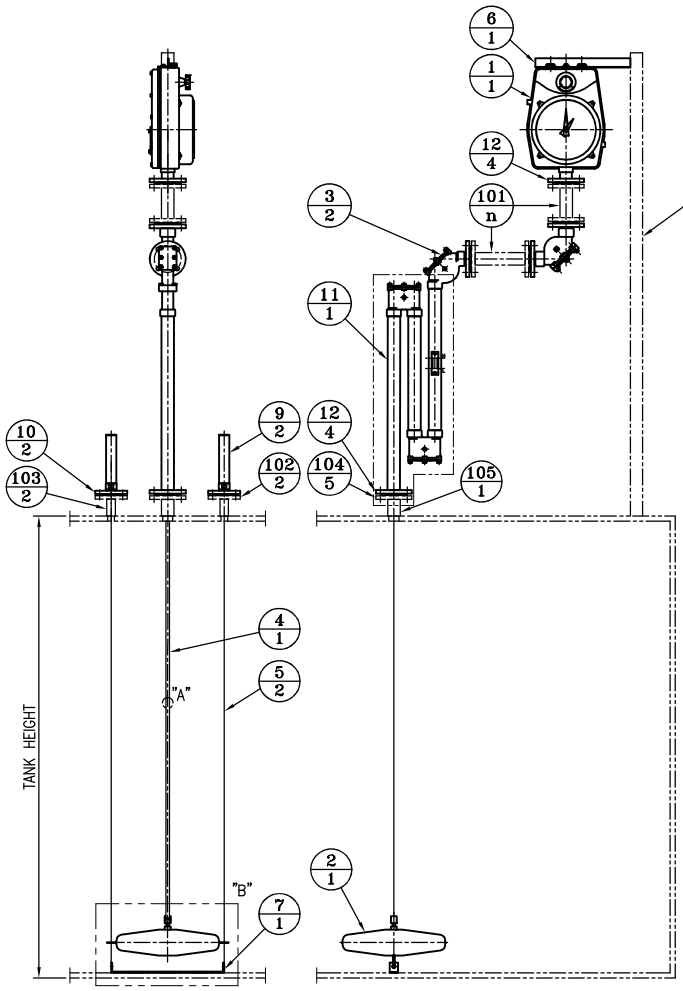

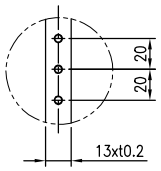

DETAIL "A"

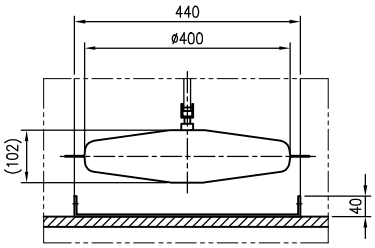

DETAIL "B"

FOR	TANK LEVEL GAUGE
MOUNTING	TOP MOUNTING
ENCLOSURE	WEATHER PROOF
MAX. PRESSURE	ATM kgf/cm²
MAX. TEMP.	150 °C

NO.	ITEM TO BE PREPARED BY USER		
	DESCRIPTION	MATERIAL	REMARKS
101	40A PIPE		
102	25A FLANGE		for top anchor
103	25A NOZZLE PIPE		for top anchor
104	40A FLANGE		for connection
105	40A NOZZLE PIPE		for connection

NO.	ITEM TO BE SUPPLIED BY HITROL		
	DESCRIPTION	MATERIAL	REMARKS
1	GAUGE HEAD	AL.C	
2	FLOAT	□304 SS □316L SS	
3	SHEAVE ELBOW	□AL.C □304 SS	
4	MEASURING TAPE	316L SS	
5	GUIDE WIRE	□304 SS □316 SS	ø3
6	GAUGE SUPPORT	□C.S □304 SS □316L SS	
7	BOTTOM ANCHOR	□C.S □304 SS □316L SS	
8	TOP ANCHOR	□316L SS+C.S □316L SS+304 SS	
9	TOP ANCHOR FLANGE	□AL.C □304 SS □316L SS	25A JIS 10K RF
10	CONNECTION FLANGE	□AL.C □304 SS □316L SS	40A JIS 10K RF
11	U-SEAL POT	□AL.C+C.S □304 SS □316L SS	

TAG NO.	Q'TY	MEASURING RANGE(mm)	SCALE RANGE(mm)	TANK HEIGHT(mm)

NOTE
1. GENERAL TOLERANCE IS ±3mm EXCEPT AS NOTED.

NO.	DATE	REVISION	REV'D BY	CHK'D BY	APP'D BY
4					
3					
2					
1					
0	2024.08.08	1ST ISSUE	S H KIM	B S SUNG	J S YANG

HITROL CO., LTD.

TITLE
TANK LEVEL GAUGE
HLT-1210

SCALE	UNIT	SHEET NO.
N.S	mm	/

PROJECT

DRAWING NO. HLT1210-BAB-01

A3(410mm x 297mm)

This drawing is the property of HITROL and shall not be copied, communicated, or given for tiers except with our written permission.